

REITWAY ENHANCED GLOBAL PROPERTY FUND (MLT) (\$)
Retail Class

MINIMUM DISCLOSURE DOCUMENT

31 October 2023



The Investment Opportunity

The Reitway Enhanced Global Property Fund (MLT) is an investment product that provides investors with a geared exposure to a portfolio of REITs and REIT-like equities. Investors need to be aware that the gearing magnifies returns (and losses) and is aimed at those seeking geared upside to a Global Property Fund.

The fund is domiciled in Malta, priced daily, and can be entered using USD, GBP and EUR. In addition, investors benefit from the Reitway Enhanced Global Property Fund (MLT) being a roll up fund, where the excess income earned over and above the cost of the interest is not taxed

Fund objectives

The fund's primary objective is to generate high current income; however, investors will reap the inherent benefits of capital appreciation that come with real estate assets.

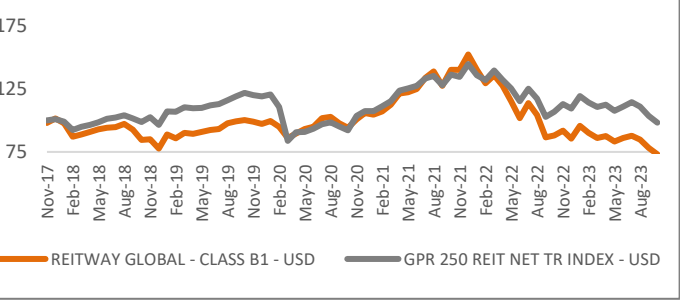
Mandate Compliance

The Fund remains within the reporting fund regime as at the date of this report

Regulatory

The Fund is managed as a Qualified Investor Hedge Fund according to BN52 of the Collective Investment Schemes Control Act and available to qualified investors only. The Fund prescribes to the principles of best execution and the Risk Management Framework incorporates best practice for the management of liquidity, credit and operational risk

Performance



Monthly Returns

		Jan	Feb	Mar	Apr	May	Jun	Jul	Aug	Sep	Oct	Nov	Dec	YTD
2023	Fund %	11.95	(5.87)	(4.57)	1.76	(4.77)	3.31	2.14	(3.71)	(7.65)	(6.37)			(14.37)
	Benchmark %	9.17	(4.24)	(3.21)	1.64	(4.31)	3.18	3.24	(3.20)	(6.62)	(5.01)			(9.99)
2022	Fund %	(8.04)	(7.69)	4.96	(5.89)	(9.82)	(11.69)	11.75	(8.27)	(16.91)	1.74	4.20	(6.89)	(43.85)
	Benchmark %	(6.18)	(2.75)	5.71	(5.21)	(5.14)	(8.14)	8.45	(6.23)	(12.26)	3.87	5.70	(3.22)	(24.48)
2021	Fund %	(1.09)	2.29	5.07	7.89	0.92	2.06	6.99	3.73	(8.17)	9.93	0.01	8.80	44.00
	Benchmark %	(0.03)	3.55	3.63	7.24	1.44	1.49	4.66	1.57	(5.57)	6.69	(1.36)	7.60	34.62
2020	Fund %	2.26	(4.51)	(9.41)	4.30	3.87	1.92	7.04	1.12	(4.91)	(3.58)	6.78	5.07	8.74
	Benchmark %	1.25	(8.23)	(24.22)	8.01	0.41	2.72	3.75	1.58	(3.24)	(3.33)	12.43	3.84	(9.75)
2019	Fund %	14.28	(3.44)	4.86	(0.87)	1.90	1.51	0.97	4.91	1.42	1.13	(1,25)	(1,43)	25.00
	Benchmark %	11.05	(0.03)	3.28	(0.59)	0.10	1.92	0.97	2.69	2.42	2.43	(1,80)	(0,79)	23.59
2018	Fund %	(3.59)	(10.89)	1.96	2.22	2.41	1.29	0.53	2.69	(4.64)	(8.70)	0.49	(8.55)	(23.28)
	Benchmark %	(2.18)	(6.58)	2.82	1.53	2.19	2.83	0.86	1.81	(2.47)	(2.76)	3.88	(6.04)	(4.70)
2017	Fund %											(2.00)	3.53	1.46
	Benchmark %	-	-	-	-	-	-	-	-	-	-	(0.02)	1.17	1.15

*Past performance is not a reliable indicator of future performance. Performance is net of fees, before taxes, including imputation credits.
**Performance for March is calculated as at 21 March 2018 as investors withdrew the total of Class B1. Performance for April is calculated from 5 April 2018 as investors entered Class B1.

Risks

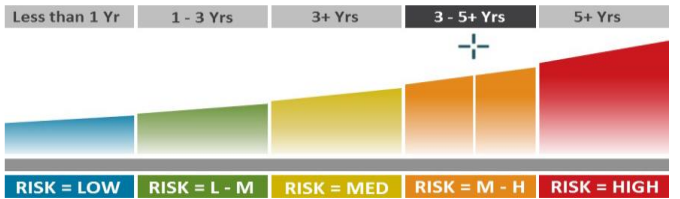
All investments carry risk. Different strategies may carry different levels of risk depending on the assets that make up the strategy. Assets with the highest long-term returns may also carry the highest level of short-term risk.
Neither returns nor the money you invest in the Fund is guaranteed. Where foreign securities are included in the Fund there may be additional risks such as potential constraints on liquidity and repatriation of funds, macroeconomic risk, political risk, foreign exchange risk, tax risk, settlement risk as well as potential limitations on the availability of market information. Certain investments - including those involving futures, options, equity swaps, and other derivatives may give rise to substantial risk and might not be suitable for all investors.

Risk Profile*

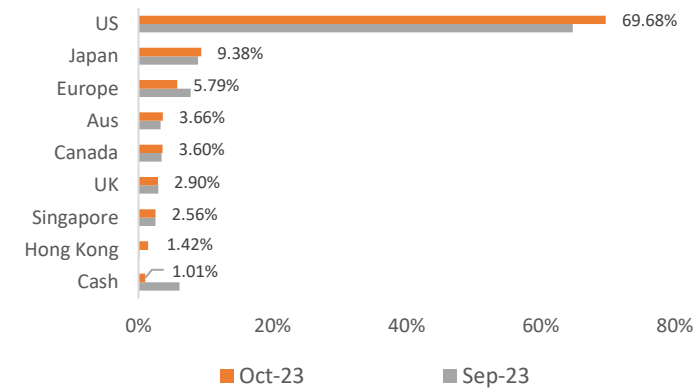
- Medium Risk/Medium - High Risk (Property Funds)
- This Fund carries exposure to mainly property securities.
- Property by nature is a moderate risk/moderate - high risk investment
- Where the asset allocation contained in this MDD reflects offshore exposure, the Fund is exposed to currency risks.
- The Fund is exposed to interest rate risks and is sensitive to inflation and interest rate cycles.
- The Fund is suitable for medium term investment horizons.

Fund Facts

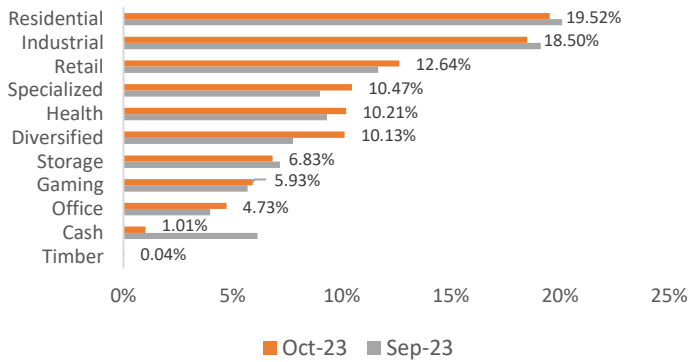
Fund Classification:	Qualified Investor Hedge Fund
Fund Domicile:	Malta
Fund Administrator:	Prescient Fund Services (Ireland) Limited
Fund Auditor:	Deloitte Audit Limited
Custodian:	Sparkasse Bank (Malta)
Investment Manager:	Reitway Global (Pty) Ltd
Inception Date:	27 November 2017
Fund Size (All Classes):	\$3.61 million
NAV Price: Retail (Inception):	1.00
NAV Price: Retail (Month end):	0.7381
Fund Units (Month end):	4 848 305.65
Currency:	USD
Minimum Investment:	\$ 10 000 or equivalent of R1 million for SA investors
ISIN:	MT7000021440
Subscription Frequency:	Daily
Redemption Notice:	Daily before 12:00 (Guernsey)
Redemption Frequency:	Daily
Management Fee (Retail):	1.25% pa
Performance Fee:	None



Geographic/Currency Diversification



Property Sector Diversification



Top 10 Holdings

Share	Exchange
Avalonbay Communities	NYSE
Digital Realty Trust	NYSE
Invitation Homes	NYSE
iShares Japan REIT ETF	TSE
Prologis	NYSE
Public Storage	NYSE
Simon Property Group	NYSE
Ventas	NYSE
Vici Properties	NYSE
Welltower Inc	NYSE

Fund Contact Details

Administrator | Registry enquiries:
 Prescient Fund Services (Ireland) Limited
 49 Mount Street Upper, Dublin 2
 Ireland
 Phone: +353 1 676 6959
 Email: TA@prescient.ie
www.prescient.ie

Custodian
 Sparkasse Bank Malta p.l.c
 101 Townsquare, Ix-Xatt ta’
 Qui-si-Sana Sliema SLM3112, Malta
 Phone: +356 2133 5705
 Email: info@sparkasse-bank-malta.com
www.sparkasse-bank-malta.com

Investment Manager:
 Reitway Global (Pty) Ltd
 1st Floor, Crystal Towers, Cnr of Century Boulevard and Rialto Rd,
 Century City, Cape Town, 7441
 South Africa
 Phone: +27 21 551 3688
 Email: info@reitwayglobal.com
www.reitwayglobal.com

DISCLAIMER: This minimum disclosure document has been prepared to provide you with general information only. In preparing this document, we did not take into account the investment objectives, financial situation or particular needs of any particular person. It is not intended to take the place of professional advice and you should not take action on specific issues in reliance on this information. Neither Reitway Enhanced Global Property Fund (MLT) SICAV plc nor any of its related parties, their employees or directors, provide any warranty of accuracy or reliability in relation to such information or accepts any liability to any person who relies on it. Past performance should not be taken as an indicator of future performance. You should consider the Offering Memorandum (“OM”) before making a decision about whether to invest in this product. The OM can be obtained from the website www.reitwayglobal.com, by calling +27 21 551 3688 or from your adviser .

Collective Investment Schemes are generally medium to long term investments. The value of participatory interests may go down as well as up. The investment manager does not provide any guarantee either with respect to the capital or the return of a Fund. Different classes of units apply to the Fund and are subject to different fees and charges. The fees and charges for each class are available in the Offering Memorandum. The investment manager has a right to close Funds to new investors in order to manage them more efficiently in accordance with their mandates. Commission and incentives may be paid and if so, will be included in overall costs. Income is re-invested on the re-investment date. Actual investment performance will differ based on the initial fees applicable, the actual investment date and the date of reinvestment of income. Dealing prices are calculated on a net asset value and auditor’s fees, bank charges and trustee fees are levied against the Funds. The fund is traded at ruling prices. Performance is calculated for the Fund. The individual investor performance may differ as a result of initial fees, the actual investment date, the date of reinvestment and dividend withholding tax. Income distributions are included in the performance calculations prior to deduction of applicable taxes. Performance numbers and graphs are sourced from information provided by JTC Fund Solutions (Guernsey) Ltd. Performance figures are calculated on a NAV to NAV basis over all reporting periods. The investment performance is for illustrative purposes only. The investment performance is calculated after taking the actual initial fees and all ongoing fees into account. The reinvestment of income is calculated on the actual amount distributed per participatory interest by using the ex-dividend date NAV price of the applicable class of the Fund, irrespective of the actual reinvestment date. Prices are published on Bloomberg daily. The Reitway Enhanced Global Property Fund is a professional investor fund that has been approved by the Malta Financial Services Authority. None of the information or opinions expressed in this document constitute an offer to sell or the solicitation of an offer to buy securities. This material is for information purposes only. The Reitway Enhanced Global Property Fund has been approved by the Financial Sector Conduct Authority under section 65 of CISA for distribution in South Africa.